


Features

- : 525nm wavelength range
- : Φ 25 μ m Emitting area
- : Low current bias
- : Other configurations available on request

Description



Applications

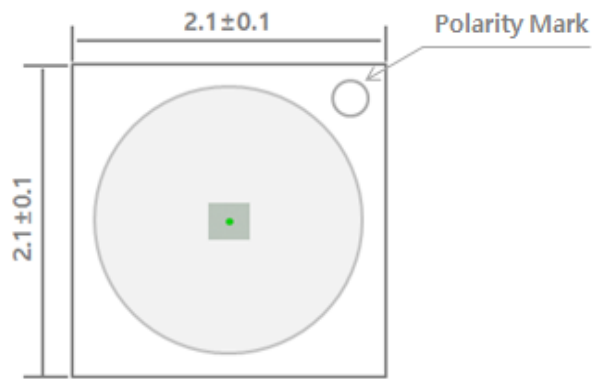
- : Point Source
- : Sensors

Absolute Maximum Ratings

Parameter	Rating
Storage Temperature	-40 to 100 °C
Operating Temperature	-20 to 85 °C
Lead Solder Temperature	260 °C, 5 sec
Continuous Forward Current	5mA
Continuous Reverse Voltage	5V (@10 μ A)

Dimensions

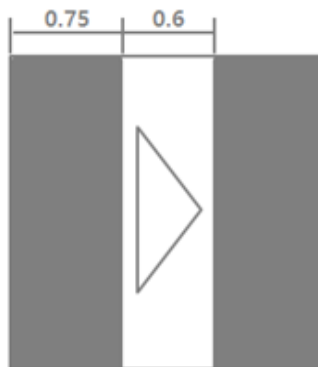
Unit :mm



TOP VIEW



SIDE VIEW



BOTTOM VIEW




Electro-Optics Characteristics (T_a=25 $^{\circ}$ C unless otherwise stated)

Parameters	Symbol	Specified			Unit	Test Conditions
		Min.	Typ.	Max.		
Total Radiant Flux *	Φ_o		30		μ W	I _f = 5mA
Peak Wavelength	λ_p		525	540	nm	I _f = 2mA
Forward Voltage	V _f		2.8		V	I _f = 2mA
Operating Voltage	V _{op}		2.15		V	I _f = 50 μ A
Operating Current **	I _{op}	10		100	μ A	
Breakdown Voltage	V _b		-10		V	

* : Total Radiant flux Value is referenced to the vender's measurement system (correlation to customer product is required).

** : The applied current can be changed according to the user environment

Emitting mode (Green Dot , I_f = 20 μ A)



Notes

* These specifications are subject to change without notice



NOTICE	The inherent design of this component causes it to be sensitive to electrostatic discharge(ESD). To prevent ESD-induced damage and/or degradation to equipment, take normal ESD precautions when handling this product
DANGER	The VCSEL is a class IIIb laser and should be treated as a potential eye hazard. Due to the size of the component, the applicable warning logotype, aperture label, and certification / identification label cannot be placed on the component itself.