

Ultra High Speed Photoreceiver with Si-PIN Photodiode



The picture shows model HSPR-X-I-1G4-SI-FS.
The photoreceiver will be delivered without post holder and post.

<p>Features</p>	<ul style="list-style-type: none"> • Si-PIN photodiode • Bandwidth 10 kHz – 1.4 GHz • Amplifier transimpedance gain 5.0×10^3 V/A (inverting) • Max. conversion gain 2.55×10^3 V/W @ 760 nm • Spectral range 320 – 1000 nm • Free-space input 1.035"-40 threaded, alternatively 25 mm diameter unthreaded • Easily convertible to fiber optic input (FC and FSMA) with optionally available screw-on adapters • UNC 8-32 and M4 tapped holes for mounting on standard posts with metric and imperial thread
<p>Applications</p>	<ul style="list-style-type: none"> • Spectroscopy • Ultra-fast pulse and transient measurements • Optical triggering • Optical front-end for oscilloscopes and ultra-fast A/D converters
<p>Block Diagram</p>	

BS01-HSPR_R01

Ultra High Speed Photoreceiver with Si-PIN Photodiode

Available Versions

HSPR-X-I-1G4-SI-FST



Picture shows 1.035"-40 threaded flange with internally threaded coupler ring (outer diameter 30 mm)

1.035"-40 threaded flange for free space applications. Compatible with many optical standard accessories and for use with various types of fiber connector adapters.

Optionally available:
Fiber adapters PRA-FC, PRA-FCA and PRA-FSMA. The coupling efficiency will depend on fiber type. With the relative large 0.4 mm dia. photodiode installed in the HSPR-X-I-1G4-SI input coupling is not critical. However, standard SM 9/125 fibers (PC or APC) with low numerical aperture (NA) are recommended for ensuring near 100% coupling efficiency.

HSPR-X-I-1G4-SI-FS



Picture shows unthreaded flange with 25 mm diameter

25 mm dia. unthreaded flange for free space applications. Compatible with many optical standard accessories.

HSPR-X-I-1G4-SI-FC



Fix/permanent FC fiber connector for high coupling efficiency and excellent conversion gain accuracy.

Related Models

HSA-X-S-1G4-SI-FST

Si-PIN, Ø 0.4 mm, 320 – 1000 nm free space input, 1.035"-40 threaded flange

HSA-X-S-1G4-SI-FS

Si-PIN, Ø 0.4 mm, 320 – 1000 nm free space input, 25 mm dia. unthreaded flange

HSA-X-S-1G4-SI-FC

Si-PIN, integrated ball lens, 320 – 1000 nm FC fiber connector (fix/permanent)

HSA-X-2G-IN-FST

InGaAs-PIN, Ø 0.1 mm, 900 – 1700 nm free space input, 1.035"-40 threaded flange

HSA-X-2G-IN-FS

InGaAs-PIN, Ø 0.1 mm, 900 – 1700 nm free space input, 25 mm dia. unthreaded flange

HSA-X-2G-IN-FC

InGaAs-PIN, integrated ball lens, 900 – 1700 nm FC fiber connector (fix/permanent)

Ultra High Speed Photoreceiver with Si-PIN Photodiode

Related Models (continued)

HSPR-X-I-2G-IN-FST	InGaAs-PIN, \varnothing 0.1 mm, 900 – 1700 nm, inverting output free space input, 1.035"-40 threaded flange
HSPR-X-I-2G-IN-FS	InGaAs-PIN, \varnothing 0.1 mm, 900 – 1700 nm, inverting output free space input, 25 mm dia. unthreaded flange
HSPR-X-I-2G-IN-FC	InGaAs-PIN, integrated ball lens, 900 – 1700 nm, inverting output, FC fiber connector (fix/permanent)

Available Accessories

PRA-FC
PRA-FCA
PRA-FSMA



Fiber-adapter with external 1.035"-40 thread (suitable for FST models only).

PS-15-25-L

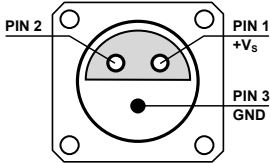


Power supply
Input: 100 – 240 VAC
Output: \pm 15 VDC

Specifications

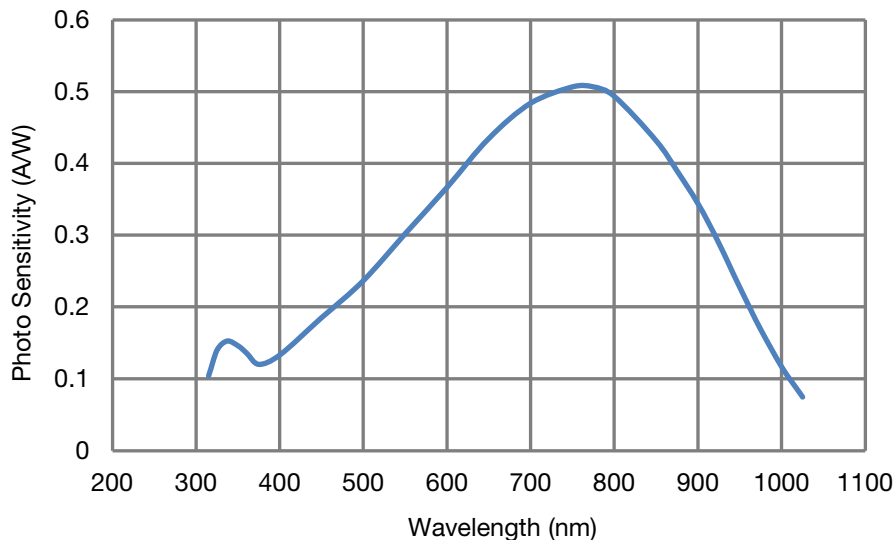
Test conditions	$V_S = +15$ V, $T_A = 25$ °C, output load impedance 50 Ω , warm-up 20 minutes (min. 10 minutes recommended)
Gain	<p>Transimpedance gain: 5.0×10^3 V/A (inverting, @ output load 50 Ω)</p> <p>Conversion gain: 2.55×10^3 V/W typ. (@ 760 nm, output load 50 Ω)</p>
Frequency Response	<p>Lower cut-off frequency (–3 dB): 10 kHz</p> <p>Upper cut-off frequency (–3 dB): 1.4 GHz (\pm15%)</p>
Time Response	Rise/fall time (10 % – 90 %): 250 ps (\pm 15%)
Input	<p>Noise equivalent power (NEP): 19 pW/\sqrtHz (@ 760 nm, 100 MHz)</p> <p>Optical saturation power: 390 μW AC (for linear amplification, @ 760 nm) 10 mW CW (to prevent saturation, @ 760 nm)</p>
Detector	<p>Detector: Si-PIN photodiode</p> <p>Active area (FS/FST version): \varnothing 400 μm</p> <p>Active area (FC version): integrated ball lens suitable for fibers up to 400 μm core diameter</p> <p>Spectral range: 320 – 1000 nm</p> <p>Max. sensitivity: 0.51 A/W typ. (@ 760 nm)</p>
Output	<p>Output voltage range: 2.0 V_{PP} (@ 50 Ω output load) for linear operation and low harmonic distortion</p> <p>Output VSWR: 1.4:1 (@ $f < 2.5$ GHz)</p> <p>Output return loss: 15.5 dB (@ $f < 2.5$ GHz)</p> <p>Output impedance: 50 Ω (terminate with 50 Ω load)</p> <p>Output noise: 2.5 mV_{RMS} (17 mV_{PP}) typ. (@ 50 Ω load, no signal on detector, measurement bandwidth 4 GHz)</p>

Ultra High Speed Photoreceiver with Si-PIN Photodiode

Specifications (continued)			
Input Flange	Material	1.4305 stainless steel, nickel-plated (FST flange) AlMg4.5Mn, nickel-plated (FS flange)	
Coupler Ring (FST version only)	Material	1.4305 stainless steel, glass bead blasted	
Power Supply	Supply voltage Supply current	+15 V 150 mA (depends on operating conditions, recommended power supply capability min. 200 mA)	
Case	Weight	133 g (0.29 lbs) HSPR-X-I-1G4-SI-FST incl. coupler ring 120 g (0.26 lbs) HSPR-X-I-1G4-SI-FS 110 g (0.24 lbs) HSPR-X-I-1G4-SI-FC	
	Material	AlMg4.5Mn, nickel-plated	
Temperature Range	Storage temperature Operating temperature	-30 °C ... +85 °C 0 °C ... +60 °C	
Absolute Maximum Ratings	Optical input power (CW) Power supply voltage	12 mW (averaged) 18.5 V	
Connectors	Input	HSPR-X-I-1G4-SI-FST HSPR-X-I-1G4-SI-FS HSPR-X-I-1G4-SI-FC	1.035"-40 threaded flange for free space applications and for use with various types of optical standard accessories 25 mm dia. unthreaded flange for free space applications FC fiber optic connector (fix/permanent, FC/PC and FC/APC compatible)
	Output Power supply	SMA jack (female) LEMO® series 1S, 3-pin fixed socket (mating plug type: FFA.1S.303.CLAC52)	
			Pin 1: +15 V Pin 2: NC Pin 3: GND
Scope of Delivery	HSPR-X-I-1G4-SI, internally threaded coupler ring (FST version only), LEMO® 3-pin connector, datasheet, transport package		
Ordering Information	HSPR-X-I-1G4-SI-FST HSPR-X-I-1G4-SI-FS HSPR-X-I-1G4-SI-FC	1.035"-40 threaded flange for free space applications and for use with various types of optical standard accessories. 25 mm dia. unthreaded flange for free space applications. FC fiber optic connector (fix/permanent, FC/PC and FC/APC compatible).	

Ultra High Speed Photoreceiver with Si-PIN Photodiode

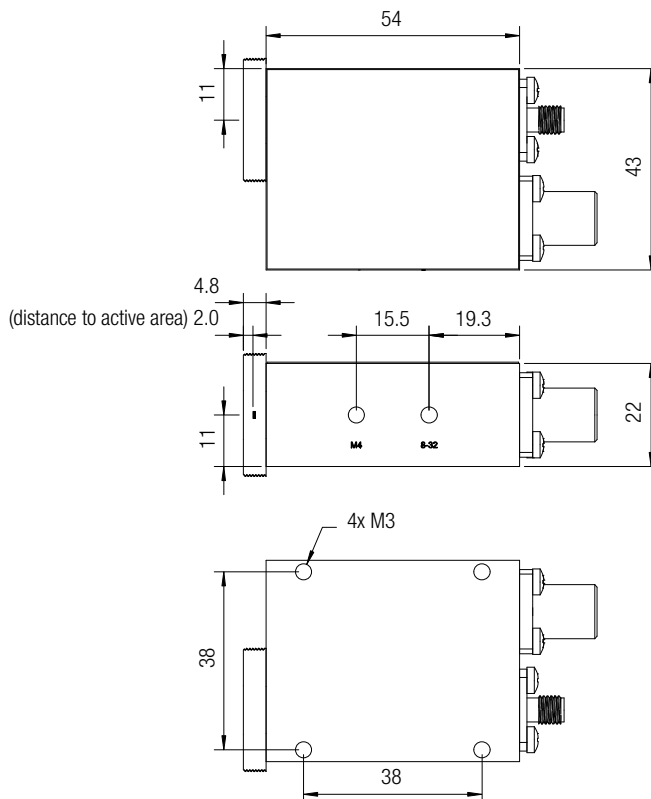
Spectral Responsivity



DB-Sens-HSPR-X-I-1G4-SI_R01

Dimensions

HSPR-X-I-1G4-SI-FST (1.035"-40 threaded free space input)



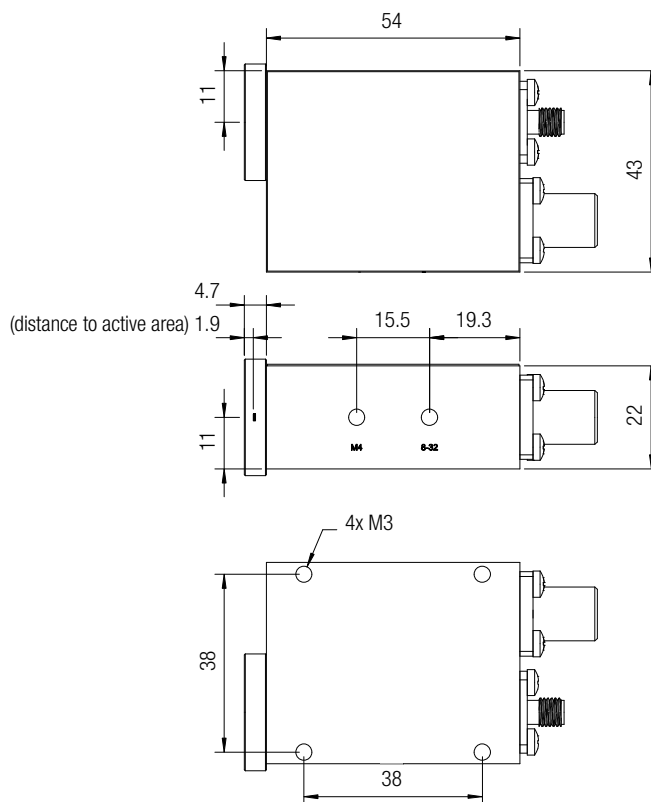
DZ-HSPR-X-I-1G4-SI-FST_R1

all dimensions in mm unless otherwise noted

**Ultra High Speed Photoreceiver
with Si-PIN Photodiode**

Dimensions (continued)

HSPR-X-I-1G4-SI-FS (25 mm dia. unthreaded free space input)



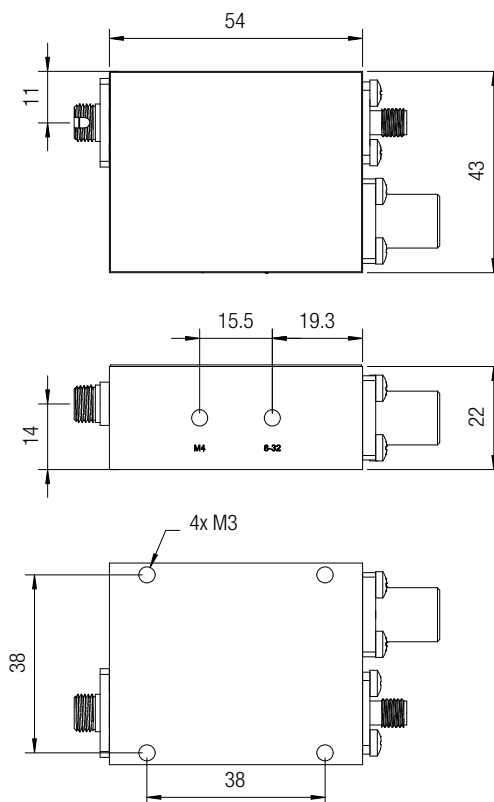
DZ-HSPR-X-I-1G4-SI_FS_R1

all dimensions in mm unless otherwise noted

Ultra High Speed Photoreceiver with Si-PIN Photodiode

Dimensions (continued)

HSPR-X-I-1G4-SI-FC (FC fiber optic connector)



DZ-HSPR-X-I-1G4-SI_FC_R1

all dimensions in mm unless otherwise noted

FEMTO Messtechnik GmbH
Klosterstr. 64
10179 Berlin · Germany
Phone: +49 30 280 4711-0
Fax: +49 30 280 4711-11
Email: info@femto.de
www.femto.de

Specifications are subject to change without notice. Information provided herein is believed to be accurate and reliable. However, no responsibility is assumed by FEMTO Messtechnik GmbH for its use, nor for any infringement of patents or other rights of third parties which may result from its use. No license is granted by implication or otherwise under any patent or patent rights of FEMTO Messtechnik GmbH. Product names mentioned may also be trademarks used here for identification purposes only.

© by FEMTO Messtechnik GmbH · Printed in Germany